










# Elementary

# FAMILY Engagement MONTH 2023

NOVEMBER

Activities for Families

SUNDAY	MONDAY	TUESDAY	WEDNESDAY	THURSDAY	FRIDAY	SATURDAY
<p><i>Celebrating</i>  <b>NATIVE AMERICAN HERITAGE MONTH</b></p> <p><i>"Children are the priority. Change is the reality. Collaboration is the strategy." – Judith Billings</i></p>			<p><b>NATIONAL FAMILY LITERACY DAY</b> 1</p> <p><b>Questions to Ask</b> Your child's teacher about reading improvement.</p>	<p>2</p> <p><b>5 Ways</b> Dad's can support their child's learning.</p>	<p>3</p> <p>Ask your child to share two things that made them happy today.</p> 	<p>4</p> <p>Register for <b>Tool Time Tuesday</b>. Topics this month include, "Talking to your child about the tough stuff" and siblings sharing and answering questions from their perspective.</p>
<p><b>DAYLIGHT SAVING TIME ENDS!</b> 5</p>  <p>Have an <b>indoor picnic!</b></p>	<p>6</p> <p>Use <b>"Painting the Big Picture"</b> to share information about your child with their teacher.</p> 	<p><b>ELECTION DAY</b> 7</p>  <p>Create a ballot box and vote on "what's for dinner" or "what TV show to watch" or "what movie to go see".</p>	<p><b>NATIONAL STEM DAY</b> 8</p> <p><b>(Science, technology, engineering and Math)</b></p>	<p>9</p> <p>Explore NC Dept of Public Instruction's Office of Early Learning <b>"Literacy at Home"</b> resources.</p>	<p>10</p> <p>Together schedule <b>family time</b> on your calendar. With your child make a list of activities to do during family time.</p>	<p> <b>VETERANS DAY</b> 11</p> <p>Talk about the sacrifices of those who serve our country. Write a thank you note to a veteran.</p>
<p>12</p> <p>Never too early to think about the next transition Making the <b>move to middle school</b> and adjusting to the <b>change in routine</b>.</p>	<p><b>WORLD KINDNESS DAY</b> 13</p> <p><b>CAREGIVER APPRECIATION DAY</b></p> <p>Help your child write a thank you note to the principal, teacher, custodian, food service or other school staff.</p> 	<p><b>NATIONAL PJ DAY</b> 14</p> <p>Today is <b>National Family PJ day</b>. Put on pajamas, find a comfy spot with lots of pillows and share a book with your child.</p>	<p><b>AMERICA RECYCLES DAY</b> 15</p> <p><b>Sharing your experiences</b> as a family member of a child with a disability <b>can make a difference</b>.</p>	<p><b>NATIONAL PARENT INVOLVEMENT DAY</b> 16</p> <p>We all deserve to be acknowledged, appreciated and celebrated. <b>Celebrate You!</b></p>	<p>17</p> <p>How <b>technology</b> can help children with learning differences.</p>	<p>18</p> <p>What siblings would like parents and caregivers <b>to know</b>.</p>
<p>19</p> <p>It's <b>Play</b> Monopoly Day.</p> 	<p><b>UNIVERSAL CHILDREN'S DAY</b> 20</p> <p><b>Ask your child</b> about how things are going at school.</p>	<p><b>NATIONAL TV DAY</b> 21</p> <p>Help your child with decisions about <b>media</b> and <b>video games</b>.</p>	<p>22</p> <p>If your child has health care needs check out the <b>NC F2F Health Information Center</b> and other <b>resources</b>. Need help organizing health care information, try the <b>"Care Notebook"</b>.</p>	<p><b>THANKSGIVING DAY</b> 23</p> 	<p>24</p> <p>Story telling can help families connect to each other. <b>Share</b> family stories!</p>	<p>25</p> <p>Review the <b>IEP roadmap</b>, featuring North Carolina IEP forms and useful <b>tips</b> for parents along the way. Prepare and participate by using the <b>IEP checklist</b>.</p>
<p><b>NATIONAL CAKE DAY</b> 26</p> <p>Make a <b>time capsule</b> with your child.</p>	<p>27</p> <p>How to <b>successfully communicate</b> with your child's school.</p>	<p>28</p> <p>Join <b>"Tool Time"</b> Tuesday for the announcement of the winning school in the "Tell Us Something Good" contest!</p>	<p>29</p> <p><b>8 tips</b> to support your child's social emotional support.</p>	<p>30</p> <p><b>Discover ECAC</b></p> <p>Go to the <b>ECAC website</b> and view free resources available to families.</p>	<p>Scan for more information &gt;</p> 